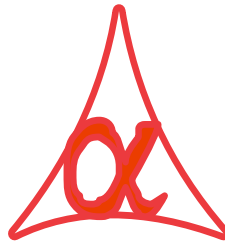




POWER OF SIMPLICITY

Print Form 127 – 1.0



Alpha Automation Pvt. Ltd.

Head Office

104-The Grand Apurva, Nr. Hotel Fortune Palace,

Nr. Digjam Circle, Airport Road - JAMNAGAR –Gujarat (India)

Phone No. : +91-288-2713956/57/58, 9023726215/16/17/18, 9099908115, 9825036442

Email : mail@aaplautomation.com

Branch Office

Rajkot : 807-Dhanrajni Complex, Nr. Hotel Imperial Palace, Dr. Yagnik Road, RAJKOT (Gujarat).

Gandhidham : 92-GMA Building, 2nd Floor, Plot No. -297, Sector-12B. GANDHIDHAM (Gujarat)

© 2020 Alpha Automation Pvt.Ltd. All rights reserved.

Tally, Tally 9, Tally9, Tally.ERP, Tally.ERP 9, Shoper, Shoper 9, Shoper POS, Shoper HO, Shoper 9 POS, Shoper 9 HO, TallyDeveloper, Tally.Server 9, Tally Developer, Tally. Developer 9, Tally.NET, Tally Development Environment, TallyPrime, TallyPrimeDeveloper, TallyPrime Server, Tally Extender, Tally Integrator, Tally Integrated Network, Tally Service Partner, TallyAcademy & Power of Simplicity are either registered trademarks or trademarks of Tally Solutions Pvt. Ltd. in India and/or other countries. All other trademarks are properties of their respective owners.

Version: Alpha Automation Pvt. Ltd. / Print Form 127 / 1.0 / May - 2026

Print Form 127 – 1.0

Introduction

This add-on facilitates the user to print Form 127. Details will be fetched automatically from Sales Voucher and Masters.

Benefits

- User can print Signature of company on Form 127.

What's New?

- Compatible With Tally Prime.

Important!

Take back up of your company data before activating the Add-on.

Once you try/purchase an Add-on, follow the steps below to configure the Add-on and use it.

Installation

1. Copy the TCP file in Tally Prime Folder.
2. Gateway of Tally → F1 (Help) → TDL & Add-on → F4 (Manage Local TDL) → Select Yes in Load TDL on Startup and give the file name of TCP File. After pressing the Enter Key will show TDL Status which should be as Loaded.

System requirements:

No additional hardware / software infrastructure is required for executing and operation this applications module

Activate the Add-on.

For Tally Prime Release 1.0

Go to **Gateway of Tally** → **F1: Help** → **TDL & Add-On** → **F6: Add-On Features**. Alternatively, you may press **CTRL + ALT + T** from any menu to open TDL Management report and then press **F6: Add-On Features**

Set "Yes" to the option "Print 27 C?"

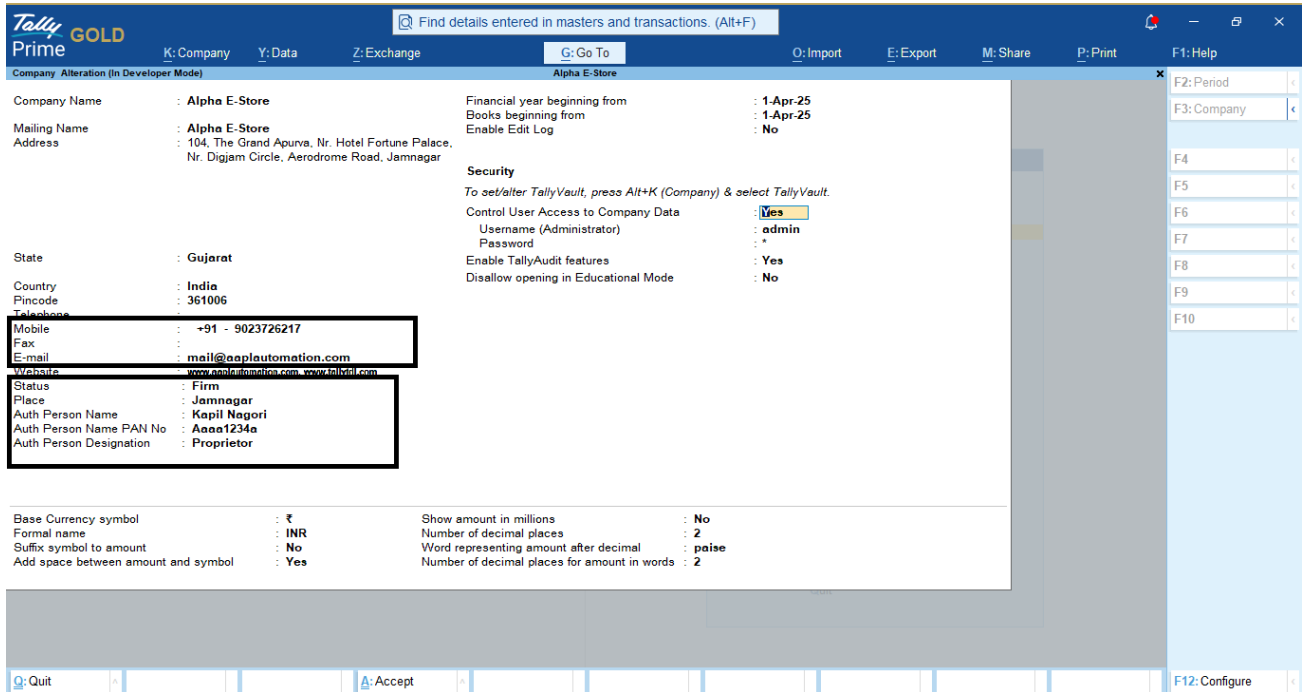
Add-On Features	
Print Form 127	? Yes

Accept ?
Yes or No

Configuring the Add-on

1. Navigate to Gateway of Tally → Company (Alt + K) → Alter

Provide Details as per below image:-



TallyPrime GOLD Find details entered in masters and transactions. (Alt+F)

K: Company Y: Data Z: Exchange G: Go To O: Import E: Export M: Share P: Print F1: Help

Company Alteration (In Developer Mode) Alpha E-Store

Company Name : Alpha E-Store Financial year beginning from : 1-Apr-25
 Mailing Name : Alpha E-Store Books beginning from : 1-Apr-25
 Address : 104, The Grand Apurva, Nr. Hotel Fortune Palace, Enable Edit Log : No
 Nr. Digjam Circle, Aerodrome Road, Jamnagar

Security
 To set/alter TallyVault, press Alt+K (Company) & select TallyVault.
 Control User Access to Company Data : Yes
 Username (Administrator) : admin
 Password : *
 Enable TallyAudit features : Yes
 Disallow opening in Educational Mode : No

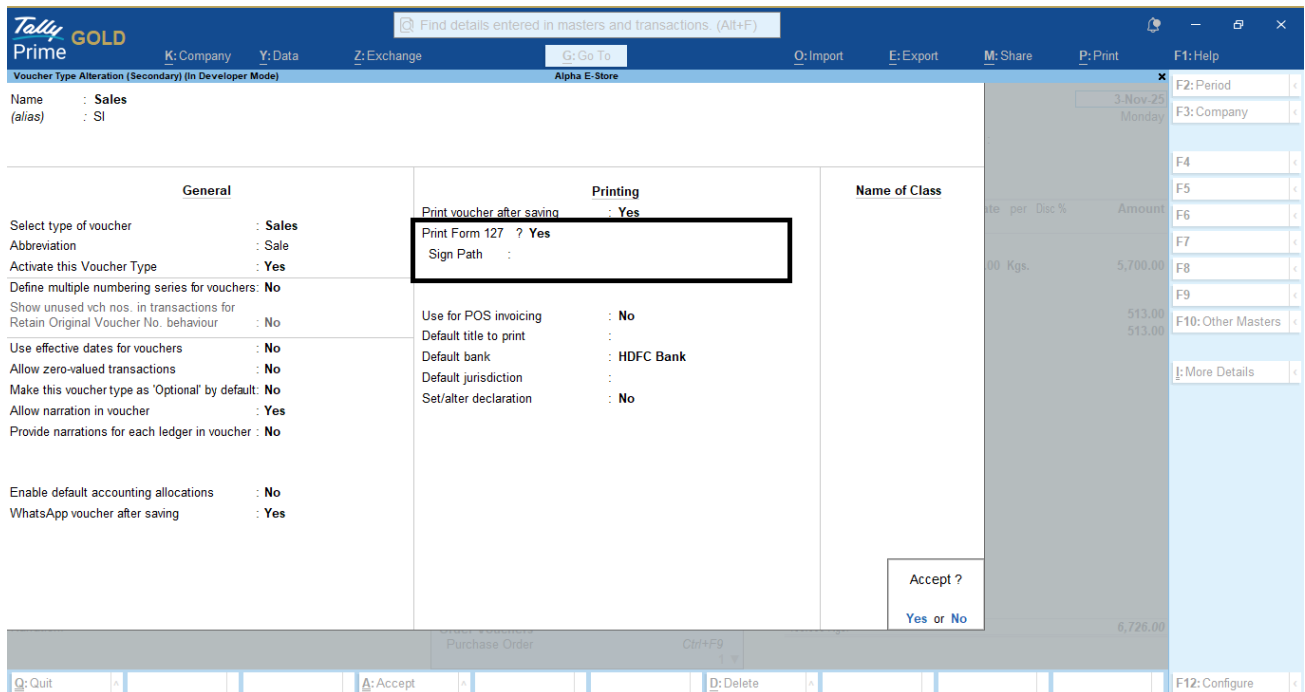
State : Gujarat
 Country : India
 Pincode : 361006
 Telephone :
 Mobile : +91 - 9023726217
 Fax :
 E-mail : mail@oaplautomation.com
 Website : www.oaplautomation.com, www.tally.com

Status : Firm
 Place : Jamnagar
 Auth Person Name : Kapil Nagori
 Auth Person Name PAN No : Aaaa1234a
 Auth Person Designation : Proprietor

Base Currency symbol : ₹ Show amount in millions : No
 Formal name : INR Number of decimal places : 2
 Suffix symbol to amount : No Word representing amount after decimal : paise
 Add space between amount and symbol : Yes Number of decimal places for amount in words : 2

Q: Quit A: Accept F12: Configure

2. Navigate to Gateway of Tally → Alter → Voucher Type → Select your Sales Voucher Type



TallyPrime GOLD Find details entered in masters and transactions. (Alt+F)

K: Company Y: Data Z: Exchange G: Go To O: Import E: Export M: Share P: Print F1: Help

Voucher Type Alteration (Secondary) (In Developer Mode) Alpha E-Store

Name : Sales
 (alias) : SI

3-Nov-25 Monday

Rate per Disc %	Amount
00 Kgs.	5,700.00
	513.00
	513.00
	6,726.00

General
 Select type of voucher : Sales
 Abbreviation : Sale
 Activate this Voucher Type : Yes
 Define multiple numbering series for vouchers: No
 Show unused vch nos. in transactions for Retain Original Voucher No. behaviour : No
 Use effective dates for vouchers : No
 Allow zero-valued transactions : No
 Make this voucher type as 'Optional' by default: No
 Allow narration in voucher : Yes
 Provide narrations for each ledger in voucher : No
 Enable default accounting allocations : No
 WhatsApp voucher after saving : Yes

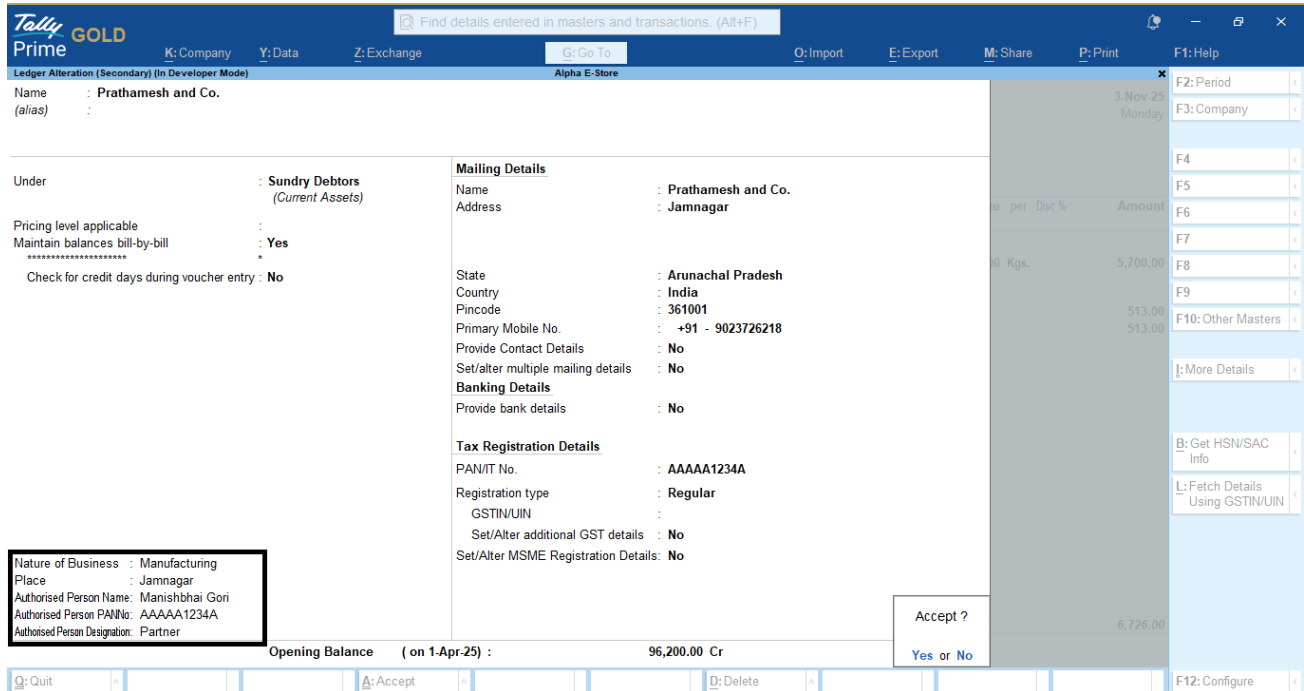
Printing
 Print voucher after saving : Yes
 Print Form 127 ? Yes
 Sign Path :
 Use for POS invoicing : No
 Default title to print :
 Default bank : HDFC Bank
 Default jurisdiction :
 Set/alter declaration : No

Name of Class

Accept ?
 Yes or No

Q: Quit A: Accept D: Delete F12: Configure

3. Navigate to Gateway of Tally → Alter → Ledger → Select ledger
Provide Details as per below image:-



Tally GOLD Prime (In Developer Mode) Alpha E-Store

Name : Prathamesh and Co.
(alias) :

Under : Sundry Debtors (Current Assets)

Pricing level applicable :
Maintain balances bill-by-bill : Yes
Check for credit days during voucher entry : No

Mailing Details
Name : Prathamesh and Co.
Address : Jamnagar
State : Arunachal Pradesh
Country : India
Pincode : 361001
Primary Mobile No. : +91 - 9023726218
Provide Contact Details : No
Set/alter multiple mailing details : No

Banking Details
Provide bank details : No

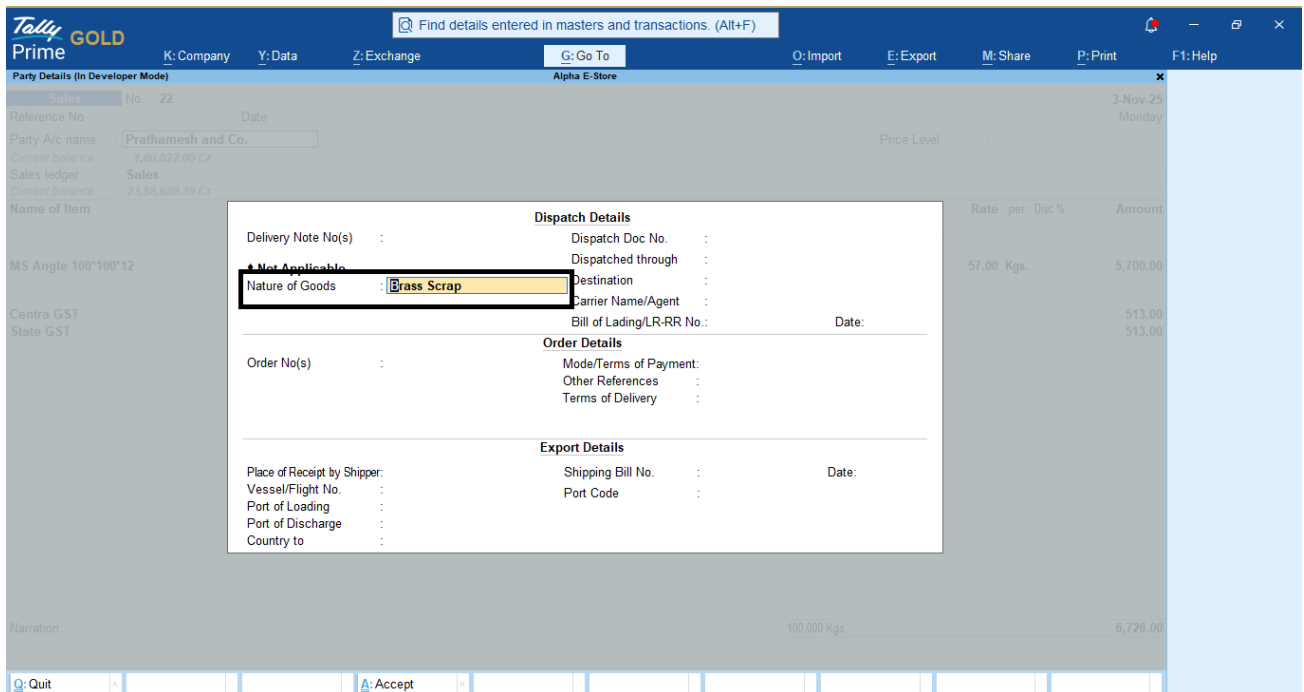
Tax Registration Details
PAN/IT No. : AAAAA1234A
Registration type : Regular
GSTIN/UIN :
Set/Alter additional GST details : No
Set/Alter MSME Registration Details : No

Nature of Business : Manufacturing
Place : Jamnagar
Authorised Person Name : Manishbhai Gori
Authorised Person PAN No : AAAAA1234A
Authorised Person Designation : Partner

Opening Balance (on 1-Apr-25) : 96,200.00 Cr

Accept ?
Yes or No

4. During sales voucher entry provide “Nature of Goods”



Tally GOLD Prime (In Developer Mode) Alpha E-Store

Party Details (In Developer Mode)

Reference No. :
Date : 3-Nov-25 Monday

Party A/c name : Prathamesh and Co. Price Level :
Current balance : 7,80,022.00 Cr
Sales ledger : Sales
Current balance : 23,50,600.79 Cr

Name of Item : MS Angle 100*100*12
Rate per Disc % : 57.00
Amount : 5,700.00

Centra GST :
State GST :

Dispatch Details
Delivery Note No(s) :
Dispatch Doc No. :
Dispatched through :
Destination :
Carrier Name/Agent :
Bill of Lading/LR-RR No. : Date :
*Not Applicable

Order Details
Order No(s) :
Mode/Terms of Payment :
Other References :
Terms of Delivery :

Export Details
Place of Receipt by Shipper :
Vessel/Flight No. :
Port of Loading :
Port of Discharge :
Country to :
Shipping Bill No. : Date :
Port Code :

Narration : 100.000 Kgs. 6,726.00

Nature of Goods : Brass Scrap

Print Form 127 :- Press Ctrl + P then Press Esc to print Form 127 after Print Invoice

Form No. 127

[See rule 212]

Declaration under section 394(2) to be made by a buyer for obtaining goods without collection of tax

Part A: Particulars of the Buyer		
1.	Name	Prathameesh and Co.
2.	Address	Jamnagar
3.	Permanent Account Number	AAAAA1234A
4.	Residential Status	INDIAN
5.	Email Id	manish@aaplautomation.com
6.	Contact Number	+91-9023726218
7.	Nature of Business / Occupation	Manufacturing
8.	Nature of goods [referred to in sub-section 1 of Section 394] [Table Sl. No. 1 to 5]	Brass Scrap
9.	Purpose of utilization of goods (select one) Manufacturing, processing, production of articles or things Generation of power	[Y] []
10.	Estimated amount of payment for which declaration is being made for no collection of tax	6,726.00 (Inv No - 22)

Declaration

- I Manishbhai Gori having Permanent Account Number AAAAA1234A in my capacity as Partner of Prathameesh and Co. do hereby declare that to the best of my knowledge and belief what is stated above is correct, complete and is truly stated.
- I declare that the goods referred to in Column No. 8 shall not be used for trading purposes.
- I also declare that I am resident in India within the meaning of section 6.

Place : Jamnagar
Date : 3-Nov-25

Signature of the declarant:
Name : Manishbhai Gori

Part B: Particulars of the seller		
<i>[For use by the person to whom the declaration is furnished]</i>		
1.	Name	Alpha E-Store
2.	Address	104, The Grand Apurva, Nr. Hotel Fortune Palace., Nr. Digjam Circle, Aerodrome Road, Jamnagar
3.	Permanent Account Number	BBBBB1234B
4.	Tax Deduction and Collection Account Number	TANAA1234A
5.	Status	Firm
6.	Email id	mail@aaplautomation.com
7.	Contact Number	+91-9023726217
8.	Date on which declaration is furnished	3-Nov-25
9.	Date of debit or receipt of the amount payable by the buyer	3-Nov-25
10.	Estimated amount of payment for which declaration is being made for no collection of tax	6,726.00 (Inv No - 22)

Forwarded to the Chief Commissioner or Commissioner of Income-tax _____

Declaration

- I Kapil Nagori having Permanent Account Number Aaaa1234a in my capacity as Proprietor of Alpha E-Store do hereby declare that to the best of my knowledge and belief what is stated above is correct, complete and is truly stated.

Signature of the person responsible for collecting tax
Name : Kapil Nagori
Designation : Proprietor

Place : Jamnagar
Date : 3-Nov-25

FAQ

Which version/release of TallyPrime does the add-on support?

This add-on will work only from TallyPrime Release 1.0 onwards.

How will I get support for this add-on?

For any functional support requirements please do write to us on mail@aaplautomation.com or call us at +91-288-2713956/57/58, +91-9023726215/16/17/18, 9099908115, 9825036442.

If I need some enhancements / changes to be incorporated for the add-on, whom should I contact?

Please to write to us on mail@aaplautomation.com with your additional requirements and we will revert to you in 24 hours.

Will new features added be available to us?

We offer one year availability of all support and new features free of cost. After one year, nominal subscription cost will be applicable to you to continue to get free support and updates.

What will happen after one year?

There is no fixed annual charge to be payable mandatory. However if any changes are required in our Add-On to make compatible with New Release of TallyPrime then the modification Charges will be applied.

I am using a multi-site. Can I use the same Add-on for all the sites?

No, one Add-on will work only for 1 site. You need to purchase again if you want to use the same Add-on for more sites.

TDL Management screen shows errors with the Add-on. What do I do?

Check whether the error is because of the Add-on or because of clashes between 2 TDLs (An add-on is also a TDL). In case of clashes, disable one or more TDLs and check which TDL has the error. If the Add-on has a problem, you can report it to us.

My Tally went into educational mode after installing the add-on. What do I do?

Go into **Gateway of Tally** → **Press F1 (Help)** → **TDL & Add-on** → **Press F4** and remove the Add-on from the list and Restart Tally.